

Fort Bend County MUD No. 24  
406 W. Grand Parkway S., Suite 260  
Katy, Texas 77494

PRSRT STD  
US POSTAGE  
PAID  
HOUSTON TX  
PERMIT No 542

\*\*\*\* OR CURRENT RESIDENT \*\*\*\*



# FORT BEND COUNTY MUNICIPAL UTILITY DISTRICT NO. 24

## 2023

### Annual Drinking Water Quality Report

This annual Drinking Water Quality Report provides information on your District's drinking water. The United States Environmental Protection Agency (EPA) requires that all drinking water suppliers in the country provide a water quality report to their customers annually.

#### *En Espanol*

*Este reporte incluye informacion importante sobre el agua para tomar. Para asistencia en espanol, favor de llamar al telefono (281) 290-3107.*

#### **Public Participation Opportunities**

The Board of Directors of the District meets at 12:00 pm on the first Thursday of each month at the offices of Allen Boone Humphries Robinson LLP located at 3200 Southwest Freeway, Suite 2600, Houston, Texas 77027.

You may mail comments to:

Fort Bend County Municipal Utility District No. 24  
Attn: Board of Directors

406 W. Grand Parkway S, Suite 260, Katy, Texas 77494

## Our Drinking Water Meets All Federal (EPA) Drinking Water Requirements

This report is a summary of the quality of the water we provide our customers. The analysis was made by using the data from the most recent U.S. Environmental Protection Agency (EPA) required tests and is presented in the following pages. We hope this information helps you become more knowledgeable about what's in your drinking water.

### SPECIAL NOTICE

**You may be more vulnerable than the general population to certain microbial contaminants, such as *Cryptosporidium*, in drinking water. Infants, some elderly, or immunocompromised persons such as those undergoing chemotherapy for cancer, those who have undergone organ transplants, those who are undergoing treatment with steroids, and people with HIV/AIDS or other immune system disorders can be particularly at risk from infections. You should seek advice about drinking water from your physician or health care providers. Additional guidelines on appropriate means to lessen the risk of infection by *Cryptosporidium* are available from the Safe Drinking Water Hotline at (800) 426-4791.**

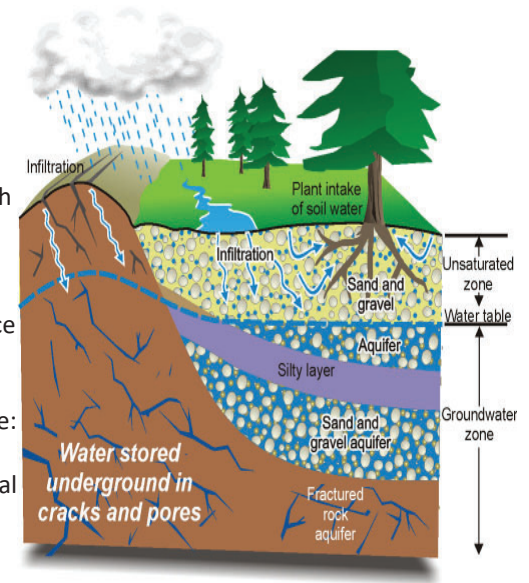
### Where Do We Get Our Water?

Our drinking water is obtained from groundwater sources. Our groundwater comes from Fort Bend County MUD No. 23 which provides groundwater from the Evangeline aquifer. TCEQ completed a Source Water Susceptibility Assessment for all drinking water systems that own their own sources. The report describes the susceptibility and types of constituents that may come into contact with your drinking water source based on human activities and natural conditions. The system from which we purchase our water received the assessment report which is available on Texas Drinking Water Watch at [dww2.tceq.texas.gov/DWW/](http://dww2.tceq.texas.gov/DWW/). For more information on source water assessments and protection efforts at our system, please contact us at 281-290-3107.



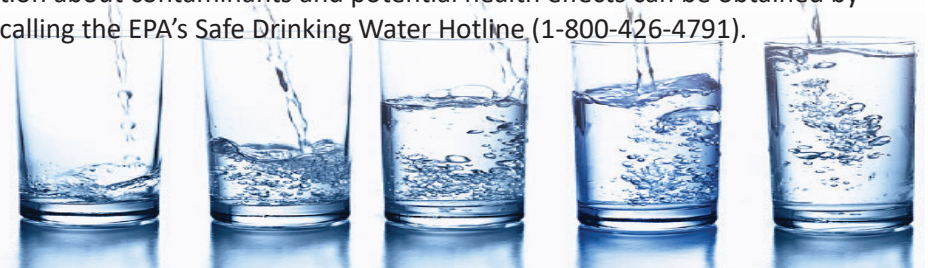
## Water Sources

The sources of drinking water (both tap and bottled water) include rivers, lakes, streams, ponds, reservoirs, springs and wells. As water travels over the surface of the land or through the ground, it dissolves naturally-occurring minerals and in some cases, radioactive material, and can pick up substances resulting from the presence of animals or from human activity. Contaminants that may be present in source water before treatment include: microbes, inorganic contaminants, pesticides, herbicides, organic chemical contaminants, and radioactive contaminants.



### All Drinking Water May Contain Contaminants

When drinking water meets federal standards there may not be any health based benefits to purchasing bottled water or point of use devices. Drinking water, including bottled water, may reasonably be expected to contain at least small amounts of some contaminants. The presence of contaminants does not necessarily indicate that water poses a health risk. More information about contaminants and potential health effects can be obtained by calling the EPA's Safe Drinking Water Hotline (1-800-426-4791).



### Secondary Constituents

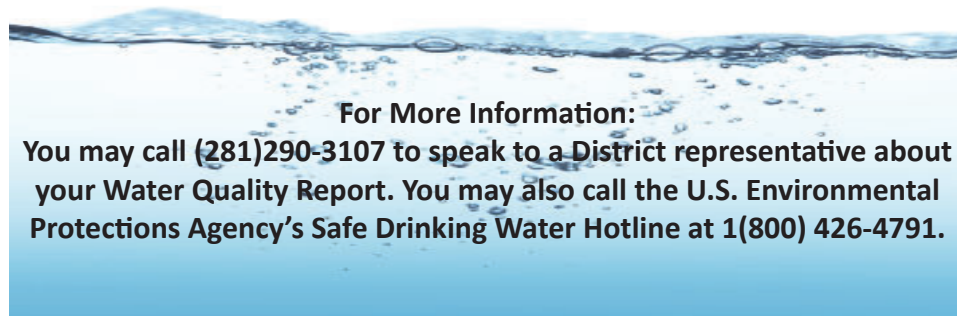
Contaminants may be found in drinking water that may cause taste, color, or odor problems. These types of problems are not necessarily causes for health concern. For more information on taste, odor, or color of drinking water, please contact the system's business office. The taste and odor constituents are called secondary constituents and are regulated by the State of Texas, not the EPA. Therefore, secondaries are not required to be reported in this document, but they may greatly affect the appearance and taste of your water.

# Fort Bend County Municipal Utility District No. 24 Drinking Water Quality Report Results

PWSID: 0790468

## About the Tables

The following tables list all of the federally regulated or monitored contaminants which have been found in your drinking water. The U.S. EPA requires water systems to test for up to 97 contaminants. All contaminants detected in your water are below state and federal allowed levels. The State of Texas allows us to monitor for some contaminants less than once per year because the concentrations of these contaminants do not change frequently.



### For More Information:

**You may call (281)290-3107 to speak to a District representative about your Water Quality Report. You may also call the U.S. Environmental Protection Agency's Safe Drinking Water Hotline at 1(800) 426-4791.**

In the water loss audit submitted to the Texas Water Development Board for the time period of January-December 2023, our system lost an estimated 1,123,950 gallons of water. If you have any questions about the water loss please call 281-290-3107.

## Drinking Water Definitions and Units Description

NA: Not Applicable  
 ND: Not Detected  
 NR: Not Reported  
 pCi/L: picocuries per liter (a measure of radioactivity)  
 ppm: parts per million, or milligrams per liter (mg/L)  
 ppb: parts per billion, or micrograms per liter (ug/L)  
 MNR: Monitoring not required, but recommended  
 MCL: Maximum Contaminant Level: The highest level of a contaminant that is allowed in drinking water. MCLs are set as close to maximum contaminant level goals as feasible using the best available treatment technology.  
 MCLG: Maximum Contaminant Level Goal: The level of a contaminant in drinking water below which there is no known or expected health risk. MCLGs allow for a margin of safety.  
 MRDL: Maximum Residual Disinfection Level: The highest level of a disinfectant allowed in drinking water. There is convincing evidence that addition of a disinfectant is necessary for control of microbial contaminants.  
 MRDLG: Maximum Residual Disinfection Level Goal: The level of a drinking water disinfectant below which there is no known or expected risk to health. MRDLGs do not reflect the benefits of the use of disinfectants to control microbial contaminants.  
 AL: Action Level: The concentration of a contaminant which, if exceeded, triggers treatment or other requirements that a water system must follow.  
 NTU: Nephelometric Turbidity Units ( a measure of turbidity)  
 Level 1 Assessment: A Level 1 assessment is a study of the water system to identify potential problems and determine (if possible) why total coliform bacteria have been found in our water system.  
 Level 2 Assessment: A Level 2 assessment is a very detailed study of the water system to identify potential problems and determine (if possible) why an Escherichia coli (E. coli) maximum contaminant level (MCL) violation has occurred and/or why total coliform bacteria were found on multiple occasions.



## REGULATED INORGANIC CONTAMINANTS

| YEAR        | Contaminant (Unit of Measure) | Highest Level Detected | Range of Detected Levels | Violation | MCL | MCLG | Source of Contaminant       |
|-------------|-------------------------------|------------------------|--------------------------|-----------|-----|------|-----------------------------|
| 2021 - 2023 | Arsenic (ppb)                 | 3.1                    | ND - 3.1                 | No        | 10  | 0    | Erosion of natural deposits |
| 2021 - 2023 | Barium (ppm)                  | 0.284                  | 0.111 - 0.284            | No        | 2   | 2    | Erosion of natural deposits |
| 2021 - 2023 | Fluoride (ppm)                | 2.25                   | 1.69 - 2.25              | No        | 4   | 4    | Erosion of natural deposits |
| 2023        | Nitrate (ppm)                 | ND                     | NA                       | No        | 10  | 10   | Erosion of natural deposits |
| 2020 - 2021 | Alpha Emitters (pCi/L)        | 3.3                    | 3.1 - 3.3                | No        | 15  | 0    | Erosion of natural deposits |
| 2020 - 2021 | Iron (ppm)                    | 0.276                  | 0.049 - 0.276            | No        | 0.3 | NA   | Erosion of natural deposits |

## DISINFECTION BY-PRODUCTS

| YEAR | Contaminant (Unit of Measure) | Highest Level Detected | Range of detected levels | Violation | MCL | MCLG | Source of Contaminant                    |
|------|-------------------------------|------------------------|--------------------------|-----------|-----|------|--|
| 2023 | Total Haloacetic Acids (ppb)  | ND                     | ND - ND                  | No        | 60  | 0    | Byproduct of drinking water disinfection |
| 2023 | Total Trihalomethanes (ppb)   | 6.3                    | 4.5 - 6.3                | No        | 80  | 0    | Byproduct of drinking water disinfection |



**DISINFECTION RESIDUAL LEVELS**

| YEAR | Contaminant<br>(Unit of Measure) | Highest Average Level Detected | Range of detected levels | Violation | MRDL | MRDLG | Source of Contaminant                 |
|------|----------------------------------|--------------------------------|--------------------------|-----------|------|-------|---------------------------------------|
| 2023 | Free Chlorine (ppm)              | 1.30                           | 0.43 - 1.78              | No        | 4    | 4     | Disinfectant used to control microbes |

**LEAD AND COPPER**

| YEAR | Contaminant<br>(Unit of Measure) | 90th Percentile | No. of sites exceeding Action level | Violation | Action Level | Source of Contaminant           |
|------|----------------------------------|-----------------|-------------------------------------|-----------|--------------|---------------------------------|
| 2021 | Lead (ppb)                       | ND              | 0                                   | No        | 15           | Corrosion of household plumbing |
| 2021 | Copper (ppm)                     | 0.021           | 0                                   | No        | 1.3          | Corrosion of household plumbing |

**Required Additional Health Information for Lead**

If present, elevated levels of lead can cause serious health problems, especially for pregnant women and young children. Lead in drinking water is primarily from materials and components associated with service lines and home plumbing. This water supply is responsible for providing high quality drinking water, but cannot control the variety of materials used in plumbing components. When your water has been sitting for several hours, you can minimize the potential for lead exposure by flushing your tap for 30 seconds to 2 minutes before using water for drinking or cooking. If you are concerned about lead in your water, you may wish to have your water tested. Information on lead in drinking water, testing methods, and steps you can take to minimize exposure is available from the Safe Drinking Water Hotline or at <http://www.epa.gov/safewater/lead>.

**Additional Fluoride Information:**

This is an alert about your drinking water and a cosmetic dental problem that might affect children under nine years of age. At low levels, fluoride can help prevent cavities, but children drinking water containing more than 2 milligrams per liter (mg/l) of fluoride may develop cosmetic discoloration of their permanent teeth (dental fluorosis). The drinking water provided by your community water system, Fort Bend County Municipal Utility District No. 24, has a fluoride concentration of 2.25 mg/l at Water Plant No. 1. Dental fluorosis, in its moderate or severe forms, may result in a brown staining and or pitting of the permanent teeth. This problem occurs only in developing teeth, before they erupt from the gums. Children under nine should be provided with alternative sources of drinking water or water that has been treated to remove the fluoride to avoid the possibility of staining and pitting of their permanent teeth. You may also want to contact your dentist about proper use by young children of fluoride-containing products. Older children and adults may safely drink the water. Drinking water more than 4mg/l of fluoride (the U.S. Environmental Protection Agency's drinking water standard) can increase your risk of developing bone disease. Your drinking water does not contain more than 4mg/l of fluoride, but we're required to notify you when we discover that the fluoride levels in your drinking water exceed 2mg/l because of this cosmetic dental problem.

For more information, please call Melissa Kapsen of Municipal District Services, the contract operator for the District at 281-290-6500. Some home water treatment units are also available to remove fluoride from drinking water. To learn more about available home water treatment units, you may call NSF International at 1(877) 8NSF-HELP. This notice is being sent to you by Fort Bend County Municipal Utility District No. 24, State Water System ID#: TX0790468 Date Distributed: Before or by July 1, 2024

**UNREGULATED ORGANIC CONTAMINANTS**

| YEAR      | Contaminant<br>(Unit of Measure) | Highest Level Detected | Range of Detected Levels |
|-----------|----------------------------------|------------------------|--------------------------|
| 2021-2023 | Dibromochloromethane (ppb)       | 2.80                   | 1.20 - 2.80              |
| 2021-2023 | Bromodichloromethane (ppb)       | 1.0                    | ND - 1.0                 |
| 2021-2023 | Bromoform (ppb)                  | 4.10                   | 1.70 - 4.10              |
| 2018-2019 | Manganese (ppb)                  | 15.2                   | 2.6 - 15.2               |
| 2019      | Germanium (ppb)                  | 0.3                    | ND - 0.3                 |
| 2018-2019 | HAA5 (ppb)                       | 1.628                  | 1.048 - 1.628            |
| 2018-2019 | HAA6Br (ppb)                     | 4.336                  | 1.575 - 4.336            |
| 2018-2019 | HAA9 (ppb)                       | 4.578                  | 1.801 - 4.578            |

**Unregulated Contaminant Monitoring Reporting (UCMR)**

In 2018 and 2019 the District purchased water from Fort Bend County MUD No. 23, which conducted UCMR monitoring. There were detections for Manganese, Germanium, HAA5, HAA6Br, HAA9 and the results are in the column above. The following language is required to appear on this report since your District purchased water from the Fort Bend County MUD 23 which did conduct the monitoring.

*Unregulated contaminants are those for which EPA has not established drinking water standards. The purpose of unregulated contaminant monitoring is to assist EPA in determining the occurrence of unregulated contaminants in drinking water and whether future regulation is warranted. Any unregulated contaminants detected are reported in the following table. For additional information and data, visit <http://www.epa.gov/safewater/ucmr/ucmr2/index.html>, or call the Safe Drinking Water Hotline at (800) 426-4791.*